

APPENDIX I

EXETER AUTUMN FESTIVAL 2006 EVENT PROGRAMME ANALYSIS

In summary **49** organisations were involved in promoting **84** events attracting a total audience of over **23,000**. All award winners are shown in bold type. (*) Number of performances if more than 1

Event	Capacity	Attendees	% Filled
To Bee or not to Bee (2)	75	71	95%
The Linley Band	120	84	70%
Between the Worlds with Raven Tales	70	55	79%
Exeter Comedy Club	250	150	60%
The Photophonic Experiment	174	100	57%
Dreadzone	Cancelled	Cancelled	Cancelled
City of Exeter Pipes & Drums (9)	N/A	3500	N/A
Drop-In Family Print Making Day	70	66	94%
Christine Anne Marsden's	75	50	67%
Jah Wobble	450	250	56%
Phoenixounds	90	90	100%
Panacea	70	50	71%
With A Cup of Tea	75	50	67%
Poetry at the Palace	70	55	79%
Silver & Coppin	75	58	77%
Melosa	70	40	57%
Fanclub Dance (2)	276	165	60%
Mitzi Maybe Goes Global	75	31	41%
A King Ludd Decoction	Cancelled	Cancelled	Cancelled
Quo Vadis Baby (2)	420	147	35%
Canon-Á-Nouvelle	70	45	64%
Blazin' Fiddles	500	300	60%
'Phone for the Fish Knives (2)	200	175	88%
Exeter Festival Chorus Haydn	900	673	75%
Jazz Club (2)	140	60	43%
Theatre Alibi: How to Hug Trees (3)	591	538	91%
Opera Glass	165	165	100%
Exeter Traditional Song Club	70	60	86%
Alabama 3 Acoustic & Unplugged	750	700	93%
Aquasky	210	200	95%
Magic Carpet 'Fall' Into Art	30	22	73%

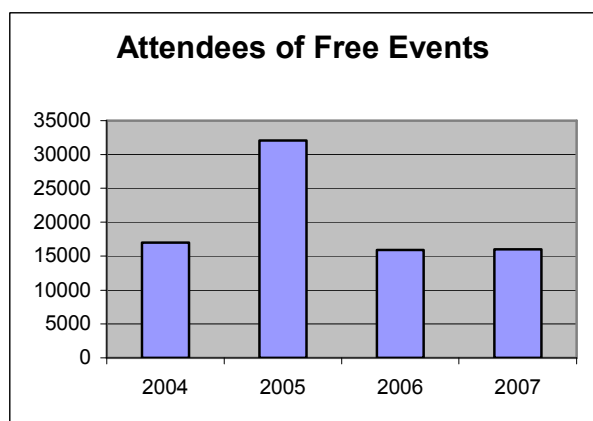
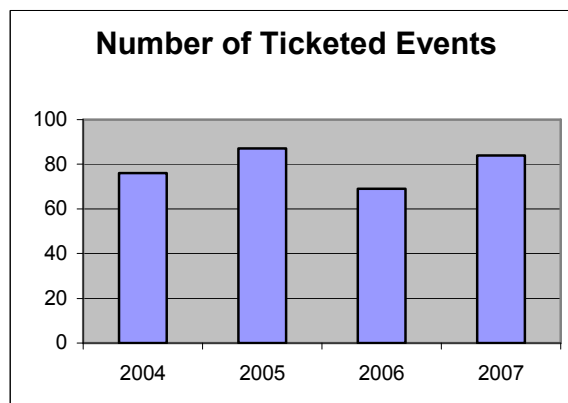
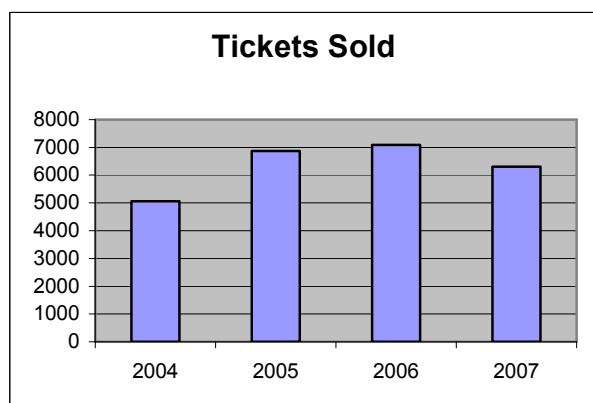
Event	Capacity	Attendees	% Filled
Exeter Symphony Orchestra	250	220	88%
RIP Mrs Pappadopulos	40	40	100%
Festival Ceilidh	200	200	100%
Klezmer Dance Workshop	32	31	97%
Klezmer Dance	200	175	88%
Dubterranea	70	70	100%
Exeter Forum Theatre	70	70	100%
EMCo Poetry & Song	70	25	36%
The Passenger	210	101	48%
Society of Recorder Players	250	25	10%
The Guild of Fabulists	70	10	14%
Things That Go Bump In The Night	100	50	50%
Maynard Young Musicians	50	50	100%
Blackdown Baroque	100	60	60%
Theatre Upstairs Solo Showcase (6)	430	280	65%
The Boys from Melbourne Street	59	50	85%
Ga Ga	500	350	70%
Hybrid Live	450	300	67%
Exeter Local History Day	N/A	750	N/A
City Steam Jazz Band	75	76	101%
City of Exeter Railway Band	400	100	25%
Romantic Atlantic – Terrific Pacific	150	75	50%
Blowzabella	500	200	40%
Eat Static, Phil Hartnoll & More	450	450	100%
Pets (Ramm)	N/A	9,000*	N/A
Eye to Eye (Ramm)	N/A	As above*	N/A
The Art of the Souvenir (Ramm)	N/A	As above*	N/A
This is me (Ramm)	N/A	As above*	N/A
Art Exhibition	N/A	5	N/A
Heather Tweed – Anubis	N/A	2000**	N/A
Suzannah Jones	N/A	As above**	N/A
Digital Gallery III	N/A	300	N/A
Total		23013	

* 9,000 covers visitor figures for all RAMM exhibitions during the autumn festival period

** 2,000 covers visitor figures for both Phoenix exhibitions during the autumn festival period.

TOTAL TICKETS SOLD	6304	
NUMBER OF EVENTS	84	
TOTAL ATTENDEES	23013	Revised from last report

2006 Festival achieved 7095 tickets sold from 69 events with 15,918 attending 15 free events
 2005 Festival achieved 6867 tickets sold from 87 events with 32,050 attending 18 free events
 2004 Festival achieved 5065 tickets sold from 76 events with 17,011 attending 17 free events



ANIMATED EXETER 2007 EVENT PROGRAMME ANALYSIS

Schools Week	Capacity	Attendees	% Filled
Animation Exploration (screening, tour and workshop) on 4 days	300	270	90%
Residencies			
DAISI led schools residencies x 5	500	151	30%
Scrapstore led community residency	40	40	100%
Total	840	461	55%

2007 Schools Week & residencies achieved 461 participants in 6 residencies with 4 screenings & 8 workshops.

2006 Schools Week & residencies achieved 601 participants in 9 residencies with 5 screenings & 10 workshops.

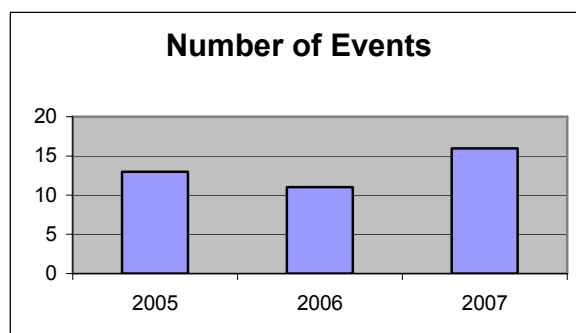
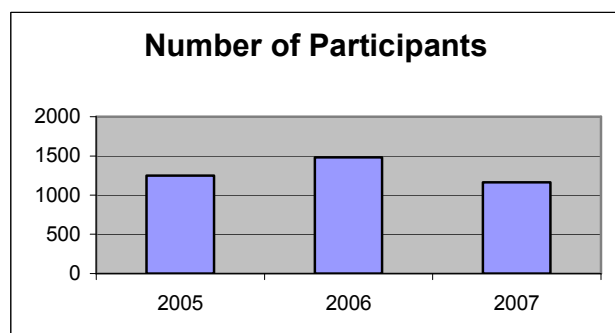
2005 Schools Week & residencies achieved 426 participants in 2 residencies with 4 screenings & 22 workshops.

Events	Capacity	Attendees	% Filled
Venue: Exeter College			
Digital Media and Animation Careers Day	400	168	42%
Venue: Picturehouse			
Alan Gilbey's Toonhound Trivia Quiz	40	44	110%
Darren Walsh talk	200	35	17%
Venue: Exeter Phoenix			
<i>Meat Katie vs DJ Anyone</i>	450	300	66%
Games Day			
Comic Sci-Fi Fair	150	150	100%
Games	150	150	100%
Industry Day			
Pitching In	126	41	32%
Selling On or Selling Out	126	44	34%
Kids TV - The Future Now or Never?	126	39	30%
Meet the Makers	174	10	5%
Creativity and Social Change	174	36	20%
Suzie Templeton: Stop Motion Animator	174	47	37%
Venue: CCANW			
<i>Futureshock!</i>	65	62	95%
Venue: Thelma Hulbert Gallery			
Lions, Bears and Animated Pigs			
Rodney Peppe	15	8	53%
Story Telling	15	23	153%
Martin Pullen	15	8	53%
Totals	1760	1165	59%

2007 Events achieved 1165 participants for 16 events

2006 Events achieved 1482 participants for 11 events

2005 Events achieved 1250 participants for 13



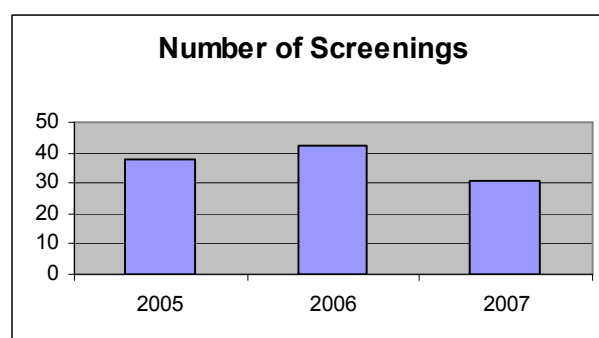
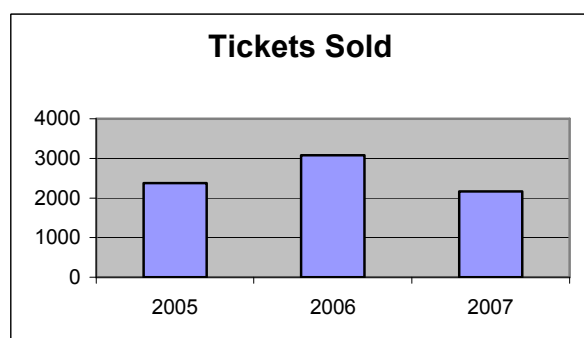
Screenings	Capacity	Attendees	% Filled
Venue: University Cinsoc (Devonshire House)			
<i>Flushed Away</i>	188	23	12%
<i>Renaissance</i>	188	17	9%
<i>Princess Mononoke</i>	188	36	19%
<i>Terkel in Trouble</i>	188	7	3%
Venue: Exeter Phoenix			
Best of the West	174	66	37%
Screen Out Loud	174	42	24%
Venue: Exeter Film Society @ Exeter Phoenix			
<i>Tetsujin 28</i>	174	30	17%
<i>Mirrorball</i>	174	7	4%
<i>Cowboy Beebop</i>	174	46	26%
<i>British Animation Classic 1</i>	174	39	22%
<i>Osamu Tezuka's Metropolis</i>	174	21	12%
<i>Arther & the Invisibles</i>	174	43	24%
<i>British Animation Classic 2</i>	174	37	21%
<i>Perfect Blue</i>	174	20	11%
<i>The Best of Norman McLaren</i>	174	15	8%
Venue: Exeter Picturehouse			
<i>Hoodwinked</i>	288	110	38%
Exanimation	288	201	69%
International Festival Hits 1	200	48	24%
Komaneko & the Magic Gloves	200	99	49%
Koji Yamamura	200	38	19%
International Festival Hits 2	200	24	12%
South West Showcase Double Bill	200	51	25%

The Christies	200	12	6%
International Festival Hits 3	200	50	25%
Examination	200	41	20%
International Festival Hits 4	200	39	19%
Komaneko & the Magic Gloves	200	64	32%
<i>Flushed Away</i>	288	203	70%
Venue: Exeter Cathedral			
Peter & the Wolf - Private screening	350	298	85%
Peter & the Wolf	450	436	96%
Totals	6330	2163	27%

2007 Screenings achieved 2163 tickets sold for 31 screenings

2006 Screenings achieved 3076 tickets sold for 42 screenings

2005 Screenings achieved 2375 tickets sold for 38 screenings



Workshops	Capacity	Attendees	% Filled
Exeter Phoenix, Exeter College / RAMM			
Animarathon	20	12	60%
Animarathon	20	19	95%
Animarathon	20	19	95%
Animarathon	20	20	100%
Animarathon	20	17	85%
Animarathon	20	20	100%
Animarathon	20	20	100%
Animarathon	20	20	100%
Animarathon	20	20	100%
Animarathon	20	22	110%
Exeter Phoenix			
Life Drawing for Animators	15	15	100%
Life Drawing for Animators	15	15	100%
Alan Gilbey's Writing Workout	15	3	20%

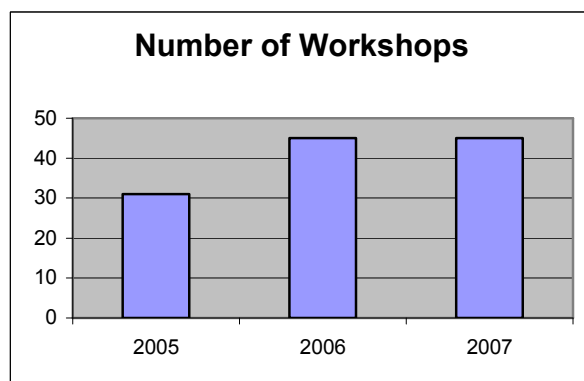
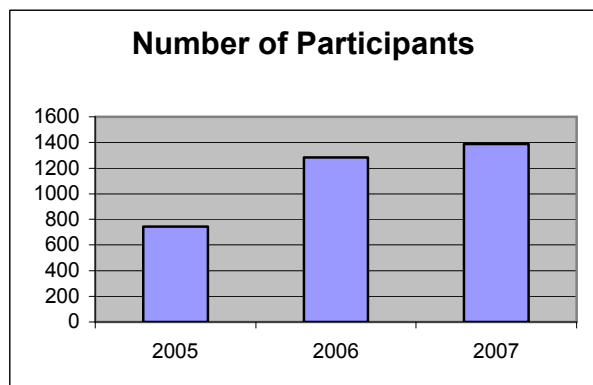
Shillouette Animation	20	16	80%
<i>Animation Illustration</i>	15	15	100%
<i>Streaming Media Workshop</i>	6	5	83%
<i>Podcasting Workshop</i>	6	5	83%
Fabric Fantasia	20	18	83%
<i>Blue Screen Workshop 1</i>	15	15	100%
<i>Blue Screen Workshop 2</i>	15	15	100%
Suzie Templeton Masterclass	15	15	100%
<i>Stop Motion Workshop 1</i>	15	15	100%
<i>Stop Motion Workshop 2</i>	15	15	100%
Handmade Film	10	9	90%
Exeter Central Library			
Drop in Animation	500	480	96%
Spacex Gallery			
<i>Grenville Unit invited workshop</i>	25	10	40%
<i>Cathedral School invited workshop</i>	25	25	100%
<i>Queen Elizabeth Community College</i>	25	20	80%
<i>Spacex Art Club</i>	25	10	40%
<i>Dorset College</i>	25	20	80%
<i>Outerspace</i>	25	6	24%
<i>Mini'Mation Booth</i>	25	9	36%
<i>Take Over Tuesday</i>	6	8	130%
<i>Mini'Mation Booth</i>	15	8	53%
<i>Phone Animation</i>	6	10	160%
<i>Mini'Mation Booth</i>	15	7	46%
<i>Phone Animation</i>	6	6	100%
<i>Mini'Mation Booth</i>	15	9	60%
<i>Drop in demo - Chelfam School</i>	6	6	100%
RAMM			
<i>Explore Animation</i>	300	292	97%
<i>Magic Clocks</i>	60	57	95%
Coombeshead College			
<i>3D Teacher's Animation</i>	12	12	100%
<i>Stop Motion</i>	8	8	100%
<i>3D Animation</i>	16	16	100%
<i>After Effects</i>	5	5	100%
CCANW			
<i>Optical Organic: Animation</i>	CANCELLED		
Totals	1542	1389	79%

* Not City Council Festival promotions

2007 Workshops achieved 1389 participants for 45 workshops

2006 Workshops achieved 1283 participants for 45 workshops

2005 Workshops achieved 744 participants for 31 workshops

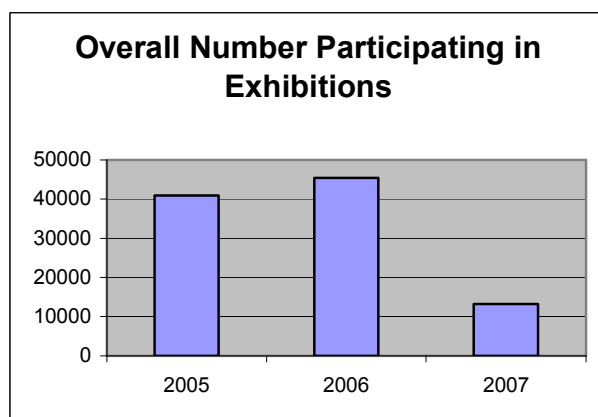
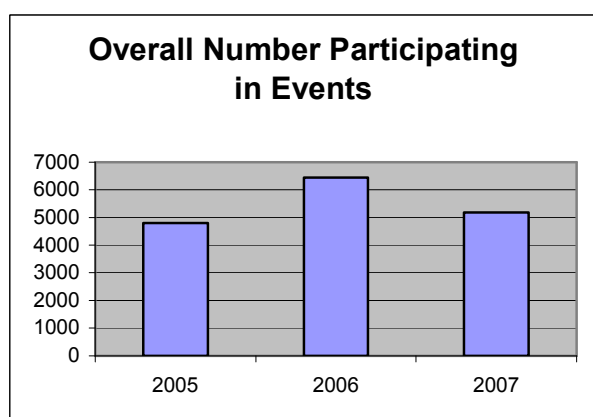


OVERALL TOTAL =

5,178 participated in 110 events in the 2007 festival, excluding 13,226 for the seven exhibitions

6,442 participated in 112 events in the 2006 festival, excluding 45,415 for the five exhibitions

4,795 participated in 110 events in the 2005 festival, excluding 40,900 for the four exhibitions



APPENDIX III

VIBRAPHONIC 2007 EVENT PROGRAMME ANALYSIS

Phoenix – 19 Events	Capacity	Attendees	% Filled
Mary Anne Hobss	450	120	27%
Nemo Jones	90	90	100%
Azymuth	450	278	62%
Neil Cowley Trio	90	90	100%
Femi Kuti	450	450	100%
Wildstar/Awesome I shot that	174	35	20%
Motown & Bloc Party	174	11	6%
Zappitistas	450	250	56%
Long Range	Cancelled	Cancelled	Cancelled
Mike Westbrook	90	67	74%
Blockheads	450	450	100%
Saxasault (Wshops)	20	15	75%
Zoe Rahman	90	89	99%
Ian Shaw Trio	174	93	53%
Barry Adamson	Cancelled	Cancelled	Cancelled
Mighty Diamonds	450	450	100%
Ian Briggs And The Supervampers	90	90	100%
Pucho and the Latin Soul Bothers	450	230	51%
Graham Fitkin and Tim Garland	174	156	90%
Ursula Rucker	150	120	80%
Fourtet & Stevie Reid	450	450	100%
Totals	5070	3534	70%

2007 Festival achieved 3534 tickets sold from 19 events

2006 Festival achieved 3915 tickets sold from 14 events

2005 Festival achieved 2727 tickets sold from 13 events

Lemon Grove– 3 Events	Capacity	Attendees	% Filled
Adam F/Fresh/Lavelle	1000	1000	100%
Klashnekoff and Rodney P	700	650	93%
Donovan Frankenrieter	700	700	100%
Totals	2400	2350	98%

2007 Festival achieved 2150 tickets sold from 3 events

2006 Festival achieved 2210 tickets sold from 3 events

2005 Festival achieved 1160 tickets sold from 2 events

Exeter Corn Exchange – 1 Event	Capacity	Attendees	% Filled
Last For One - B-Boy Dance	500	230	46%

2007 Festival achieved 230 tickets sold from 1 event

2006 Festival achieved 289 tickets sold from 1 event

2005 Festival achieved 274 tickets sold from 1 event

Final

The Hub– 2 Events	Capacity	Attendees	% Filled
Baker Brothers	250	150	60%
MC Battle with Beardyman	250	250	100%
Totals	500	400	80%

2007 Festival achieved 400 tickets sold from 2 events

2006 Festival achieved 484 tickets sold from 2 events (Amber Rooms)

The Cavern– 3 Events	Capacity	Attendees	% Filled
Dreadzone Soundsystem	210	210	100%
Mr Hudson /I Was A Cub Scout	210	210	100%
Shiny Toy Guns	210	210	100%
Totals	630	630	300

2007 Festival achieved 630 tickets sold from 3 events

2006 Festival achieved 260 tickets sold from 2 events

2005 Festival achieved 330 tickets sold from 2 events

Workshops– 6 Events	Capacity	Attendees	% Filled
Analogue to Digital Workshop	12	8	67%
The Analogue Lunchtime Lecture	50	22	44%
Guitar Effects	12	12	100%
B-Boy Workshops (Schools)	30	30	100%
B-Boy Workshops (open)	30	30	100%
Sax assault	20	15	75%
Totals	154	117	76%

2007 Festival achieved 117 tickets sold for 6 workshops

2006 Festival achieved 80 tickets sold for 5 workshops

The following FREE events are all part of the new Jack To Phono series – 13 Events			
Northbridge Inn	Capacity	Attendees	% Filled
The Duckworths	75	75	100%
Arnie Cottrell	75	65	87%
Jason Webbly	75	75	100%
Minor Planet	75	75	100%
The Globe			
Jon Stercyx	70	45	64%
Panacea	70	63	90%
Jazz Jams	70	40	57%
Monkeys Unkle	70	37	53%
Sun Jam	70	32	46%
Thu Jazz Club	70	62	89%

Havana			
Mark Abis	230	75	33%
Firehouse			
Puravida	70	70	100%
James Morton Jazz Quartet	70	70	100%
Total	1090	784	72%

2007 Festival achieved 784 attendees from 13 events

2006 Festival achieved 745 attendees from 10 events

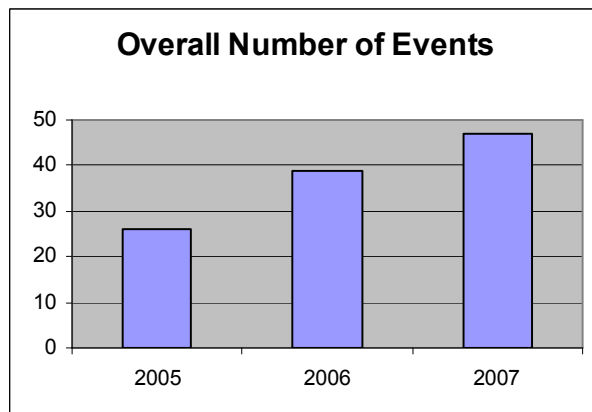
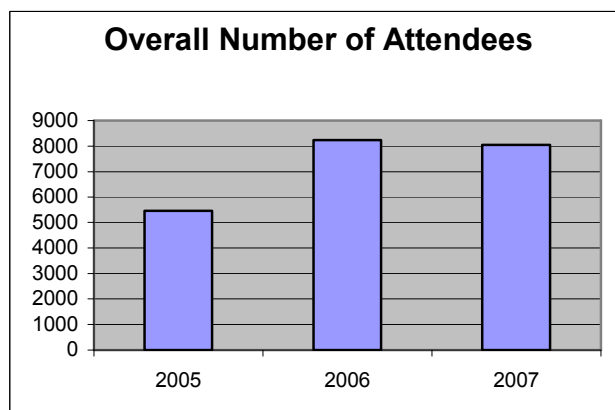
(Branded “*Other Vibraphonic*” Events)

OVERALL TOTAL=

2007 Festival achieved **8045** attendees for all **47** events

2006 Festival achieved 8233 attendees for all 39 events

2005 Festival achieved 5459 attendees for all 26 events



APPENDIX IV

EXETER SUMMER FESTIVAL 2007 EVENT PROGRAMME ANALYSIS
(Events promoted by the City Council and included in Summer Festival Brochure)

Cathedral concerts – 4 events	Capacity	Attendees	% Filled
<i>Three Cathedral Choirs</i>	762	626	82%
The Tallis Scholars	924	896	97%
Carducci String Quartet (Chapter House)	140	139	100%
City of London Sinfonia	924	918	100%
Totals	2750	2579	95%

** Not City Council direct promotion*

2007 Festival achieved 2579 tickets sold from 4 events

2006 Festival achieved 3792 tickets sold from 5 events

2005 Festival achieved 4356 tickets sold from 5 events

Exeter Corn Exchange – 11 events	Capacity	Attendees	% Filled
Exeter Comedy Club Pt1	250	214	86%
Seven Deadly Sins Four Deadly Sinners	500	174	35%
John Sergeant	500	500	100%
Juan Martin	500	500	100%
Sir Donald Sinden	500	338	68%
Vartina	500	222	44%
Tinariwen	500	500	100%
Celtic Feet	500	498	100%
Eddie Reader	500	500	100%
Exeter Comedy Club Pt2	250	222	89%
Kyle Eastwood Band	500	250	50%
Totals	5000	3918	78%

2007 Festival achieved 3918 tickets sold from 10 events

2006 Festival achieved 4909 tickets sold from 14 events (Northcott totals)

2005 Festival achieved 4911 tickets sold from 14 events (Northcott totals)

Exeter Phoenix – 6 events	Capacity	Attendees	% Filled
Richard Alston - Brief Candles (16 June)	138	138	100%
Richard Alston - Brief Candles (17 June)	126	126	100%
The Woody Guthrie Story	208	207	100%
Ska Cubano	400	400	100%
Dawn Penn & Ambelique	400	145	36%
Tim Minchin	212	212	100%
Totals	1484	1235	90%

2007 Festival achieved 1235 tickets sold from 6 events

2006 Festival achieved 625 tickets sold from 3 events

2005 Festival achieved 578 tickets sold from 4 events.

Barnfield Theatre – 2 events	Capacity	Attendees	% Filled
Joanna MacGregor	289	289	100%
Doric Quartet & Mark Simpson	289	288	100%
Totals	578	577	100%

2007 Festival achieved 577 tickets sold from 2 events

2006 Festival achieved 833 tickets sold from 3 events

2005 Festival achieved 506 tickets sold from 3 events.

Great Hall, University – 1 event	Capacity	Attendees	% Filled
Royal Philharmonic Orchestra	1427	1418	99%
Totals	1427	1418	99%

Southernhay Church – 1 event	Capacity	Attendees	% Filled
Morgan Szymanski	400	180	45%
Totals	400	180	45%

Riverside Leisure Centre – 3 events	Capacity	Attendees	% Filled
The Stranglers	1200	896	75%
Jimmy Carr	1200	1197	100%
South African Gospel Singers	1200	452	38%
Totals	3600	2545	71%

Havana – 1 event	Capacity	Attendees	% Filled
Antibalas	230	143	62%
Totals	230	143	62%

OVERALL TOTAL =

11,599 tickets were sold for **29** events in the 2007 Festival

10,562 tickets were sold for 27 events in the 2006 Festival

11,392 tickets were sold for 32 events in the 2005 Festival

In order to compare attendance levels to previous years, figures for outdoor-ticketed concerts have been subtracted.

